

MSW and LMSW Series

Portable Resistance Spot Welders



These lightweight, air-cooled units are portable, easy to operate, and provide a quick and effective means for spot welding mild, galvanized or stainless materials. These units are an excellent choice for maintenance work, and for spot welding applications that require portability and lower amperage welding.

The **MSW Models** weld up to 1/8 in (3.2 mm) total material thickness or two pieces of 20 gauge (1.8 mm) galvanized metal. The **LMSW Models** weld up to 3/16 in (4.8 mm) total material thickness or two pieces of 16 gauge (3 mm) galvanized metal.

“T” Models include a Timer Panel with a 0 to 5 second weld timer and power on/off switch, and come with a 10 ft (3 m) input power cord and 10 ft (3 m) interconnecting cord. The Timer Panel can be mounted on the optional SWP-2 pedestal, or any other convenient location.

Features

- Accommodates a wide variety of tongs and tips
- Hand lever locks tongs firmly on material, ensures positive, accurate fit-up
- Quick and easy adjustment for material thickness
- Reversible for left- or right-hand operation

Process



Resistance Spot Welding

Description



1 Phase

Ordering Information

Resistance Spot Welders (Does not include tongs or tips.)

MSW-41	110 VAC, 50/60 Hz	#900 371
MSW-41T	110 VAC, 50/60 Hz	#901 345
LMSW-52	220 VAC, 50/60 Hz	#900 377
LMSW-52T	220 VAC, 50/60 Hz	#901 357

All MSW and LMSW units are  certified by Canadian Standards Association.

Options and Accessories

Miller Electric Mfg. Co.

An Illinois Tool Works Company
1635 West Spencer Street
Appleton, WI 54914 USA

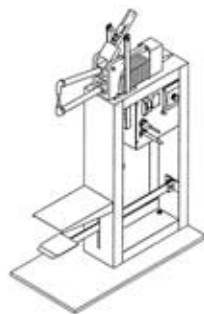
International Headquarters—USA

Phone: 414-734-9821
USA and Canada FAX: 414-735-4134
International FAX: 414-735-4125

European Headquarters—United Kingdom

Phone: 44 (0)1625-525556
FAX: 44 (0)1625-537553

Web Site—www.millerwelds.com



SWP-2 Spot Welder Pedestal #040 872

Leaves hands free to handle the work. When foot control is depressed, tongs close and Start Switch is activated.

Shown with spot welder and optional timer installed.



Spot Weld Timer

#041 081 For MSW-41
#041 082 For LMSW-52
Cannot be used on “T” model units. Provides 0–5 second mechanical weld timer.



Tip Dresser #040 228

For use with pointed tips.



Gyro Bail #041 979

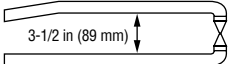


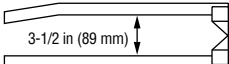

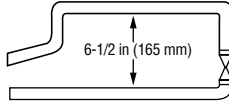


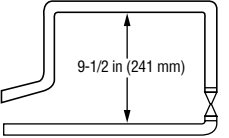


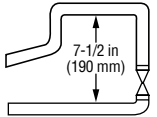


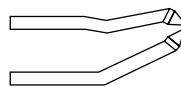

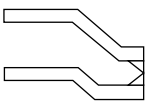

Supports weight of welder. Operates with boom and counterweight or from spring-loaded cable. Spot welds in any position.



Specifications (Subject to change without notice.)

Stock Number	Input		Work Capacity (Combined thickness uncoated mild steel using 6 in [152 mm] tongs)	Rated Output at 50% Duty Cycle	Rated Output (Calibrated with standard-type tongs)			Max Open-Circuit Voltage	Dimensions	Weight Net	Ship
	50/60 Hz	Amps			6 in (152 mm)	12 in (305 mm)	18 in (457 mm)				
MSW-41 #900 371	110 VAC	30	1/8 in (3.2 mm)	1.5 kVA	5550 A	4500 A	3600 A	1.6	H: 6 in (152 mm) W: 3/4 in (83 mm) D: 13 in (330 mm)	22 lb (10 kg)	26 lb (12 kg)
MSW-41T #901 345	110 VAC	30	1/8 in (3.2 mm)	1.5 kVA	5550 A	4500 A	3600 A	1.6		34 lb (15 kg)	38 lb (17 kg)
LMSW-52 #900 377	220 VAC	30	3/16 in (4.7 mm)	2.5 kVA	6750 A	5800 A	4850 A	2.5	H: 6 in (152 mm) W: 3/4 in (83 mm) D: 16 in (406 mm)	30 lbs. (14 kg)	33 lbs. (15 kg)
LMSW-52T #901 357	220 VAC	30	3/16 in (4.7 mm)	2.5 kVA	6750 A	5800 A	4850 A	2.5		42 lb (19 kg)	45 lb (20 kg)

Tongs and Tips (Must be ordered separately from Spot Welders.)

TONGS		TIPS	
 3-1/2 in (89 mm)	STANDARD 6 in (152 mm) (#040 197)* 12 in (305 mm) (#040 198) 18 in (457 mm) (#040 199)	STANDARD (#040 211) FLAT (#040 212)  	
 3-1/2 in (89 mm)	MO Offset 6 in (152 mm) (#040 200)* 12 in (305 mm) (#040 201) 18 in (457 mm) (#040 202)	MO OFFSET (#040 215) 	
 6-1/2 in (165 mm)	TT-6 12 in (305 mm) (#040 203) 18 in (457 mm) (#040 204)	STANDARD (#040 211) FLAT (#040 212)  	
 9-1/2 in (241 mm)	TT-9 12 in (305 mm) (#040 205) 18 in (457 mm) (#040 206)	STANDARD (#040 211) FLAT (#040 212)  	
 7-1/2 in (190 mm)	G-7 8 in (203 mm) (#040 207)	STANDARD (#040 211) FLAT (#040 212)  	
	FF 8 in (203 mm) (#040 208)	FF (#040 213) 	
	FH 5 in (127 mm) (#040 209)	FH (#040 214) 	

Notes:

- One set of tips is supplied with each set of tongs.
- When ordering tips, must order minimum of 4 sets.
- Maximum welding capabilities are obtained with minimum tong length.
- Tips are made of RWMA Class 2 alloy.

*Tongs #040 197 and #040 200 are both straight.

Distributed by:

