

# - Bruno Elite -

## Straight Rail Stairlifts

*Turning  
Houses...  
Back Into  
Homes!*




 **BRUNO**  
for your independence

 **MADE IN USA**



# Superior Styling



## *Elegance*


A stairlift that reflects the taste and sophistication of the most elegant homes, the Elite sets the new standard for residential accessibility. When marvelous features complement classic design, the result is uncompromising quality.

## *Refinement*

The Elite represents more than a decade of research and engineering. With a honeycomb rail design for improved stability, and visual coded diagnostics to instantly analyze the unit's operational status, the Elite is the definition of form and function.

## *Graceful and Compact*

The Elite offers the finest in streamlined, ultra-compact design. Its vertical straight rail installs to within 6" (152 mm) from the wall. Family members and guests will have no problem using the stairs. The seat height, footrest height and armrest width are adjustable for added comfort. The armrests can be independently flipped up, for easy transfer from a personal mobility device, completing the unit's package of flexible features.



The arms, seat and footrest flip up, creating plenty of space to walk up the stairs.



The Elite's hidden, rack-and-pinion drive system provides a smooth ride, without hesitation, when the unit stops and starts.

# *Elite*

# Quality Craftsmanship

## Safety

With a rated weight capacity of 400 lb (181 kg), and sensors that detect any obstacles on the stairs, the Elite moves up and down your staircase with power and efficiency. The offset swivel seat makes the entry and exit position at the top landing safer and easier than ever.

## Reliable

Equipped with two 12V batteries that are powered by a small, unobtrusive battery charger that plugs into any household outlet, the Elite provides uninterrupted performance, even during a temporary failure of electrical service to your home.




## Elite Features



The offset swivel seat makes the entry and exit position at the top landing safer and easier than ever!



The footrest and carriage safety sensors safely stop you, even if the slightest obstacle is in the way while you ride!



Continuous charge strips along the entire rail, mean the unit will be charged wherever it stops on the staircase.



The two wireless call/send controls make installation simple and clean with no wires running along the wall.

*Elite*



# Elite SRE-2010 Specifications

## Exceptional Value

- ◆ Locking swivel seat at the top and bottom of the stairway
- ◆ Two remote, wireless call/send controls
- ◆ Generous seat size – 17.75" (451 mm) adjustable to 21.75" (552 mm) between the arms
- ◆ Footrest and carriage safety sensor and retractable seat belt
- ◆ Onboard audio and visual diagnostics make service easier and more precise
- ◆ Conforms to ASME Std. A18.1 and A17.5
- ◆ Certified to CSA Std. B613 and B44.1
- ◆ ETL Intertek C/US listed
- ◆ Bruno's Gold Warranty – Five years for major components and two years on parts

## Convenient Installation

- ◆ Anodized aluminum rail installs to within 6" (150 mm) of the wall
- ◆ Can be installed on either side of the stairway
- ◆ Standard track length of: 15' 9" (4.8 m) – two 7' 10.5" (2.4 m) sections
- ◆ Optional track length of: 19' 8" (6 m) – two 9' 10" (3 m) sections
- ◆ Custom track lengths available up to 32'

## Smooth, Powerful Drive System

- ◆ Self-locking worm gear; rack-and-pinion drive
- ◆ Maximum rider weight of 400 lb (181 kg)
- ◆ Soft-start, soft-stop for the user's maximum comfort

## Battery-Powered Technology

- ◆ Ensures access even during power outages
- ◆ Powered by two 12V batteries; continuously charged by a 2A battery charger that plugs into any 110V household outlet

## Comfort

- ◆ Adjustable seat height for easier entry/exit at the top and bottom of the stairway
- ◆ Adjustable footrest height for added comfort
- ◆ Flip-up arms for easy wheelchair transfers
- ◆ Adjustable armrest width
- ◆ Contoured seat for maximum comfort

Ask us about our other...

Home accessibility solutions and automotive products



**OUTDOOR ELITE** *Model SRE-2010E*  
The **only** 400 lb/181.8 kg capacity outdoor stairlift... an **INDUSTRY EXCLUSIVE!**

**VERTICAL PLATFORM LIFT**  
*Model VPL-3100*

**VEHICLE LIFTS**

**VALET® SIGNATURE SEATING**

Founded over 25 years ago, Bruno Independent Living Aids, Inc., is a world-wide manufacturer of accessibility products designed to enhance the lives of those challenged by limited mobility. In pursuing this goal, Bruno is proud to be the only U.S. manufacturer of indoor/outdoor stairlifts, interior/exterior scooter, powerchair and wheelchair vehicle lifts and Vale® Signature Seating products to be ISO 9001 Certified. This is one of the most stringent, widely-recognized quality standards in the world and your assurance that Bruno is committed to providing you with the highest-quality, most reliable products in the industry. Ask your certified Bruno dealer for details on all Bruno independence products.

Represented by:



**BRUNO INDEPENDENT LIVING AIDS, INC.®**  
1780 Executive Drive, Oconomowoc, WI 53066  
www.bruno.com



All illustrations and specifications in this brochure are based on the latest product information available at the time of publication. Bruno Independent Living Aids, Inc. reserves the right to make changes at any time without notice. Elite Brochure 3/13-6 © Bruno Independent Living Aids, Inc. 2013.

Part#: MKT-SRE-2010