


# ProStock™



## SMALL FOOTPRINT, HIGH CAPACITY STORAGE

With the high-security dispensing of the ProStock, you can manage the distribution of hundreds of items at the point of use all within a very small footprint. Carousel dispensing provides the flexibility to issue one or multiple items while eliminating the unproductive time of walking to and from a tool crib. The pie-shaped sections of the carousel allow for easy configuration of multiple-sized items such as safety supplies, cutting tools, gauges, and batteries. Paired with CribMaster software, the ProStock reduces stock outs, lowers costs, and controls inventory consumption. With this system come all the robust features of CribMaster and the ability to share detailed information with your workforce automatically.

- Manage tools due for service
- High security for controlled consumption
- Simple carousel reconfiguration for flexible storage
- Dispense single items or kitted items
- Optional lockers for large item storage

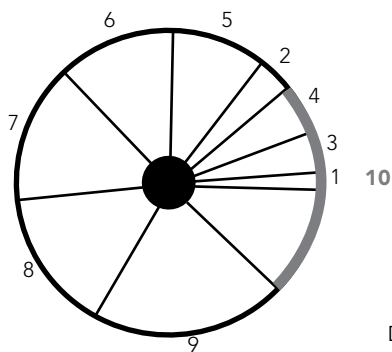


# ProStock Configurations

The ProStock comes standard with 10 carousels. Each carousel is field-configurable for custom layout bin dimensions. Optional pop-open lockers may be substituted for carousels. The ProStock can be paired with any traditional vending solution and can function as a main or auxiliary unit.

## Carousel Configurations


Usable Carousel Bin Dimensions										
Section divide	1	2	3	4	5	6	7	8	9	10
Front width (in)	1.2	2.4	3.6	4.8	6	7.2	8.4	9.6	10.8	12
Back width (in)	0	.19	.38	.56	.75	.94	1.13	1.32	1.51	1.70
Each section divide depth is 9.6 in and height is 4.75 in Carousels are field-configurable Maximum carousel capacity 35 lbs										



Door opens up to 10 bins wide  
56 usable carousel bins

## Locker Configurations

Usable Locker Bin Dimensions				
Locker	1 Door	2 Door	3 Door	6 Door
Depth (in)	28	28	28	28
Height (in)	4	4	4	4
Width (in)	23.5	11	7.5	3.5
One locker configuration replaces one carousel Maximum locker capacity 100 lbs				



1 Door



2 Door



3 Door



6 Door

# ProStock Issue Process

As in all CribMaster storage devices, the ProStock is simple to use.

1. Authenticate: The user self-authenticates with an employee badge or other optional login methods and enters user-defined cost centers if required.
2. Select: Through the touchscreen interface, the user selects the item(s) from the item image screen or item description displayed.
3. Issue: The user selects the issue function and removes the dispensed item(s) from the opened carousel section.
4. Record: The software records the transaction and the database is updated.

## Software Functions

### CribMaster Software

- Item/group level functions
- ERP integration
- User-defined cost centers
- Track real-time data
- Issue by kits

### Point-of-Use Interface (ATR)

- User specific multi-language support
- Favorite items list by employee
- Vend by item images

## Suggested Product Types

The ProStock is tailored to dispense MRO, PPE, durables, and cutting tools such as:

- Gloves
- Inserts, taps, and dies
- Batteries
- Safety glasses
- Aerosols
- Power tools
- Hand tools



# ProStock Specs

Main Exterior Dimensions		
Height	83 in	210.82 cm
Width	34.25 in	86.995 cm
Depth	37.375 in	94.932 cm
Auxiliary Exterior Dimensions		
Height	83 in	210.82 cm
Width	29.875 in	75.882 cm
Depth	31.5 in	80.01 cm
Weight		
Main	885 lbs	401 kg
Auxiliary	835 lbs	378 kg
Shipping weight	950 lbs	430 kg
Power Requirements		
Amps	3	3 (EU)
Voltage	120	220 (EU)
Operating Environment		
Temperature	32°F to 95°F (0°C to 35°C)	
Humidity	10% to 90% (no condensation)	
Technical Info		
CE compliant	Windows OS	



1955 West Oak Circle  
Marietta, GA 30062  
www.cribmaster.com  
phone: 888.419.1399  
fax: 770.419.1968  
sales@cribmaster.com