

SAE-300[®]

Processes

Stick, TIG, MIG⁽¹⁾, Flux-Cored⁽¹⁾, Gouging

(1) CV wire welding with Wire Feed Module

Product Numbers

K3003-1

Output Range

50-390A DC Welding
3000 Watts AC Power

Rated Output – Current/Voltage/Duty Cycle

300A DC/32V/60%
250A DC/30V/100%

Number of Cylinders

4

HP @ Speed (RPM)

Perkins[®] 32.7 HP @ 1800 RPM

Weight/Dimensions (H x W x D)

1,416 Lbs. (642 Kg)

37.1 x 24.0 x 65.0 in.
(943 x 610 x 1651 mm)

To Top of Exhaust Tube
45.5 in. (1156 mm)

Superior Choice for Pipeline Work![™]

The SAE-300[®] combines a rugged design with traditional pure DC generator technology for excellent welding performance in pipe, construction and maintenance applications.

FEATURES

▶ Dual Continuous Control[™] of Output

- Two continuous dials on the control panel allow for a precise setting of both voltage and current for critical pipe welding applications.
- Adjust the arc for a snappy “digging” arc for root and hot passes on pipe with cellulosic electrode, or for a soft “buttery” arc for pipe welding with low hydrogen electrode.

▶ Pure DC Generator Welding Output

- Pipeline operators will enjoy welding with the arc produced from the rotating armature/field coil system manufactured for many years by Lincoln Electric.

▶ All Copper Windings

- Arc stability, dependability and long-life are enhanced with all-copper windings.

▶ 300 Amps Output @ 60% Duty Cycle


- Welds up to 7/32 in. (5.6 mm) Fleetweld[®] 5P, Fleetweld[®] 5P+, Pipeliner[®] and Excalibur[®] electrode.

▶ Reliable Industrial Diesel Engine

- 4-cylinder, water-cooled, 1800 RPM Perkins[®] engine runs smooth and quiet.
- Engine gauges allow you to monitor performance at a glance.

APPLICATIONS

- ▶ Pipeline
- ▶ Construction
- ▶ Maintenance and Repair



The reactor – a key component of the Dual Continuous Control[™] system: coarse current adjustment without the need for taps.

INPUT



OUTPUT



 Perkins[®]



Two Year Extended Warranty Available in the U.S.A. and Canada.



THE LINCOLN ELECTRIC COMPANY

Arc Performance

- 300 amp rated output DC arc welding power source with Dual Continuous Control™ provides outstanding characteristics for pipe, construction and maintenance stick welding. 350 amp maximum output.
- Arc gouging with up to 1/4 in. (6.3 mm) carbons.
- 2/0 (70 mm²) cable recommended for 200-250 ft. (61-76 m) combined lengths of electrode and work cables.

AC Power Performance

- 3,000 total watts of AC power from a 115V or 230V duplex receptacle for power tools and lights.
- Circuit breaker protection. 115V AC 20 amp output will operate up to a 9 in. (229 mm) grinder.
- Weather-protected receptacle covers.
- GFCI (Ground Fault Circuit Interrupter) is sealed from moisture for more reliable operation.

What is Dual Continuous Control™?

Dual Continuous Control™ gives the welding operator a great deal of freedom in the selection of arc characteristics and currents for different welding applications when using the SAE-300®.

Coarse Current

Figure 1 shows that as the left side “Coarse Current” dial is adjusted, the welding amperage increases or decreases and the slope of the volt-amp curve changes. The slope of the volt-amp curve establishes the characteristics of the welding arc by determining the change in welding current as the welding voltage changes.

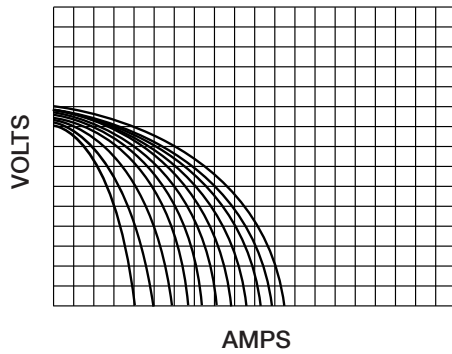


Figure 1 – Coarse Current Dial

Fine Current and OCV

Figure 2 shows that as the right side “Fine Current and OCV (Open Circuit Voltage)” dial is adjusted, both the volts and amps move to more or less output. The “Fine Current and OCV” dial can be used to fine tune the welding current.

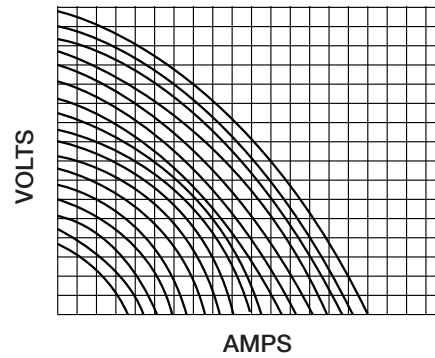


Figure 2 – Fine Current and O.C.V. (Open Circuit Voltage) Dial

Output Range

Figure 3 shows the combination of the two controls allows the welder to use the entire output range of the machine.

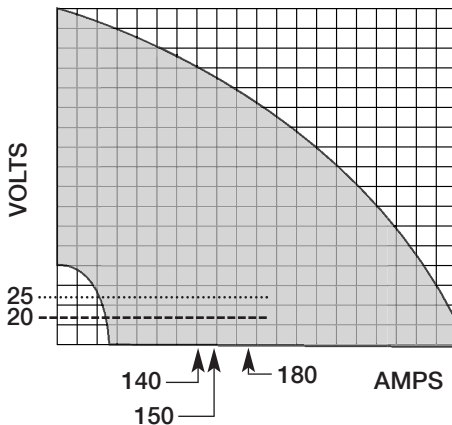


Figure 3 – Output Range

Setting the Controls for Stick Welding on the SAE-300®

A suggested method is to set the “Fine Current and O.C.V.” dial to 60 and use the markings on “Coarse Current” knob to preset the welding current. The “Fine Current” control can be changed during welding to set the exact welding current needed.



Figure 4 – Output Controls

FEATURES

- Industrial 4-cylinder, smooth-running, water-cooled diesel engine:
 - Perkins® 404D-22
 - 98.1 dB sound power (Lwa) at rated load.
 - 73 dBA sound level at 23 ft. (7 m).
- Gauges indicate oil pressure, engine temperature and battery charging amps.
- Engine hour meter to track scheduled maintenance.
- 16 gallon (60.6 ltrs) plastic fuel tank to work an extended day without refueling.
- Oil drain valve and tube are standard.
- Compact size for installation on truck beds.
- Local/Remote switch and receptacle are factory installed for easy connection of the remote control.

Stick Welding

- Optional K924-4 Remote Control Kit for stick welding. Includes Remote Box and 100 ft. (30 m) cable. Includes local/remote switch and receptacle for older machine control panels. Make fine current adjustments up to 100 ft. (30 m) from the machine.

Wire Welding

- Optional Wire Feed Module for CV-wire welding. Increases productivity and reduces welding costs. Rated at 300 amps, 35 volts at 60% duty cycle, 325 amps, 34 volts at 35% duty cycle. Recommended wire feeder is the LN-25 Pipe. Other across-the-arc feeders include the LN-25 PRO or LN-15. Module has 14-pin connector for Lincoln Electric wire feeders that use a control cable with 115V AC input: LN-7 GMA and LN-8. Built-in contactor for “cold-tip” electrode. (When CV wire welding with optional Wire Feed Module, idler may need to be set to “high” position for low current processes.)
- Optional K2464-1 remote control kit for stick and wire welding. For machines that have the Wire Feed Module installed. Make output adjustments up to 100 ft. (30 m) from the machine.

KEY CONTROLS

1. Coarse Current Dial
2. Engine Hour Meter
3. Battery Charging Ammeter
Engine Temperature Gauge
Oil Pressure Gauge
4. Idler Control
5. Run/Stop Switch
6. Start Button
7. Glow Plug Button
8. Engine Protection Light
9. 230V Circuit Breaker @ 15 amps
10. Sealed GFCI
11. Local/Remote Control Switch
12. Local/Remote Receptacle
13. 115V Circuit Breaker @ 20 Amps
14. 115V AC Receptacles and Cover
15. 230V AC Receptacles and Cover
16. Fine Current and O.C.V. Adjustment for Stick Welding



- Engine has glow plugs for cold weather starting.
- Automatic shutdown protection for low oil pressure or high water temperature.
- Electronic engine idler extends engine life and reduces fuel consumption.
- Engine protection/control printed circuit board is trayed and potted to provide a robust environmental shield.
- Single-side engine access for easy routine maintenance.
- Attractive and durable pearlescent gray finish paint.
- Three-year Lincoln warranty (engine is warranted separately by the manufacturer).
- Manufactured under a quality system certified to ISO 9001 requirements and ISO 14001 environmental standards.
- Canadian Standards Association (CSA) certified.



Cross-country pipe welding.

MACHINE SPECIFICATIONS

Product Name	Product Number	Description	Rated DC Output (1) Current/Voltage/ Duty Cycle	AC Power (2)	Dimensions H x W x L inches (mm)	Weight lbs. (kg)
SAE-300®	K3003-1	300 Amp DC Arc Welder with Dual Continuous Control™ of Output All Copper Windings Pure DC Welding Generator	NEMA Ratings 300A/32V/60% 250A/30V/100% 50-390 Amps Continuous Adjustment of Voltage and Current 98V DC MAX OCV	3,000 Watts 60 Hz, AC 20 Amps @ 115V with Sealed GFCI 13 Amps @ 230V	37.1 x 24.0 x 65.0 (943 x 610 x 1651) <i>To top of exhaust tube: 45.5 (1156)</i>	1416 (642)

(1) Based on a 10 minute period. High Altitude: Perkins® – For maximum rating, derate the output 2.5% to 3.5% for every 1,000 ft. (300 m).

(2) 115V will operate either 60 Hz, or 50/60 Hz power tools, lights, etc.

ENGINE SPECIFICATIONS

Engine Model	Description	Horsepower & Displacement	Ignition	Dry Capacities	Operating Speeds	Fuel Consumption
Perkins® 404D-22 Diesel (3) EPA Tier 4i	4 Cylinder 4 Cycle Water-Cooled Diesel Engine Cast Iron Cylinders Block/Crank Case Mechanical Governor	32.7 HP @ 1800 RPM 135.4 cu in (2.2 ltrs)	Compression Ignited	FUEL: 16 Gals (60.6 Ltrs)	FULL LOAD 300A (1725 RPM)	1.4 Gals/Hr 5.2 Ltr/Hr
				OIL: 11.2 Qts (10.6 Ltrs)	HIGH IDLE 1,800 RPM	0.4 Gals/Hr 1.6 Ltr/Hr
				COOLANT: 9.5 Qts (9.0 Ltrs)	LOW IDLE 1,400 RPM	0.3 Gals/Hr 1.1 Ltr/Hr

(3) Perkins® warranty is 2 years/2,000 hours, all components, 3 years major components. See warranty for details.

RECOMMENDED ACCESSORIES



115 Volt



GENERAL OPTIONS

Power Plug Kit

Provides two 115V plugs rated at 20 amps each, and two 230V plugs rated at 15 amps each. 115V plugs may not be compatible with common household receptacles.

Order **K802D**



Spark Arrestor Kit

Attaches to muffler exhaust tube. Virtually eliminates spark emissions.

Order **K903-1**



Medium Welder Trailer

For heavy-duty road, off-road, plant and yard use. Includes pivoting jack stand, safety chains, and 13 in. (330 mm) wheels. Stiff .120 in. (3.0 mm) welded rectangular steel tube frame construction is phosphate etched and powder coat painted for superior rust and corrosion resistance. Low sway suspension gives outstanding stability with manageable tongue weight. Wheel bearings are packed with high viscosity, high pressure, low washout Lubriplate® grease. Includes a Duo-Hitch™ – a 2 in. (51 mm) Ball/Lunette Eye combination hitch. Overall width 60 in. (1524 mm). Overall length 124 in. (3150 mm).

Order:

K2636-1 Trailer

K2639-1 Fender & Light Kit

K2640-1 Cable Rack



Stainless Steel Sheet Metal Kit
Stainless steel roof and doors. Also includes decals (mounted), door latches, door hooks, bumpers and all required mounting hardware. Fits K6090-9 and -10 Pipeliner® 200D, K1643-1 thru -10 Classic® 300D and SAE-300®.

Order **K2423-1**

STICK OPTIONS

Accessory Kit

For stick welding. Includes 35 ft. (10.7 m) 2/0 electrode cable with lug, 30 ft. (9.1 m) 2/0 work cable with lugs, headshield, filter plate, work clamp and electrode holder. 400 amp capacity.

Order **K704**



Remote Control

Remote control rheostat permits machine output changes up to 100 ft. (30 m) from the machine. Includes local/remote switch and receptacle for older machine control panels.

Order **K924-4**



TIG OPTIONS

PTA-26V TIG Torch

Air-cooled 200 amp torch equipped with valve for gas flow control. 25 ft. (7.6 m) length.

Order **K1783-9**



Magnum® Parts Kit for PTA-26V TIG Torch

Magnum® Parts Kit provides all the torch accessories you need to start welding. Parts kit provides collets, collet bodies, a back cap, alumina nozzles and tungstens in a variety of sizes, all packaged in an easy to carry reclosable pack.

Order **KP509**



TIG Module

Portable, high frequency unit with gas valve for TIG welding. Rated at 300 amps/60% duty cycle.

Order **K930-2**



Control Cable

Connects welder and TIG Module controls.

Order **K936-4**



Control Cable Extension

Allows the TIG Module to be operated at distances up to 200 ft. (61.9 m) from the power source. 45 ft. (13.7 m) length.

Order **K937-45**



Arc Start Switch

Needed if an Amptrol™ is not used when TIG welding. Comes with a 25 ft. (7.6 m) cable. Attaches to the TIG torch for convenient finger control.

Order **K814**



Contactor Kit

For use with the TIG Module.

Order **K938-1**

WIRE FEEDER OPTIONS

Wire Feed Module

Provides constant voltage (CV) output with excellent arc stability for Innershield® welding and MIG welding. Easy installation. Recommended wire feeder is the LN-25 Pipe.

Order **K623-1**



Remote Control Kit (Stick & Wire)

For machines that have the wire feed module. Contains a rheostat for stick output, a potentiometer for wire output and 100 ft. (30 m) of control cable.

Order **K2464-1**



LN-25 Pipe Wire Feeder

Portable CC/CV unit for flux-cored and MIG welding with MAXTRAC® wire drive system. Includes Gas Solenoid & Internal Contactor. Has 83% reduced wire feed speed capability for 6 o'clock pipe welding with Innershield® wire and the K126™-12 gun (see below). Requires Wire Feed Module.

Order **K2614-5**



K126 PRO Innershield® Gun

For self-shielded wire with 15 ft. (4.5 m) cable. For .062-5/64 in. (1.6-2.0 mm) wire. Includes K466-10 Connector Kit.

Order **K126-12**



Drive Roll and Guide Tube Kit

For .068-.072 in. (1.7-1.8 mm) cored or solid steel wire.

Order **KP1697-068**



Magnum® PRO 350 Ready-Pak® 15 ft., .035-5/64 in.

Magnum® PRO MIG/flux-cored welding guns are rated 100% duty cycle. The guns are designed for high amperage, high duty cycle applications in extreme environments where heat-resistance and fast serviceability are key.

Order **K2652-2-10-45**



Drive Roll and Guide Tube Kit

For .035 in. and .045 in. (0.9 mm and 1.1 mm) solid steel wire.

Order **KP1696-1**



Magnum® SG Spool Gun

Hand held semiautomatic wire feeder. Requires SG Control Module.

Order **K487-25**



SG Control Module

The interface between the power source and the spool gun. Provides control of the wire speed and gas flow. For use with a spool gun.

Order **K488**



Input Cable

(For SG Control Module)

For Lincoln engine power sources with 14-pin MS-type connection, separate 115V NEMA receptacles and output stud connections.

Order **K691-10**

PRODUCT SPECIFICATIONS

Product Name	Product Number	Rated Output Current/Voltage/Duty Cycle	Output Range	Engine	Number of Cylinders	HP & Speed (RPM)	H x W x D inches (mm)	Net Weight lbs. (kg)
SAE-300®	K3003-1	250A/30V/100% 300A/32V/60%	50-390A DC 3,000 watts AC Power	Perkins® 404D-22 Diesel EPA Tier 4i	4	32.7 @ 1800	Machine Only 37.1 x 24.0 x 65.0 (943 x 610 x 1651) <i>To top of exhaust tube:</i> 45.5 (1156)	1416 (642)

For best welding results with Lincoln Electric equipment,
always use Lincoln Electric consumables. Visit www.lincolnelectric.com for more details.

CUSTOMER ASSISTANCE POLICY

The business of The Lincoln Electric Company is manufacturing and selling high quality welding equipment, consumables, and cutting equipment. Our challenge is to meet the needs of our customers and to exceed their expectations. On occasion, purchasers may ask Lincoln Electric for information or advice about their use of our products. Our employees respond to inquiries to the best of their ability based on information provided to them by the customers and the knowledge they may have concerning the application. Our employees, however, are not in a position to verify the information provided or to evaluate the engineering requirements for the particular weldment. Accordingly, Lincoln Electric does not warrant or guarantee or assume any liability with respect to such information or advice. Moreover, the provision of such information or advice does not create, expand, or alter any warranty on our products. Any express or implied warranty that might arise from the information or advice, including any implied warranty of merchantability or any warranty of fitness for any customers' particular purpose is specifically disclaimed.

Lincoln Electric is a responsive manufacturer, but the selection and use of specific products sold by Lincoln Electric is solely within the control of, and remains the sole responsibility of the customer. Many variables beyond the control of Lincoln Electric affect the results obtained in applying these types of fabrication methods and service requirements.

Subject to Change – This information is accurate to the best of our knowledge at the time of printing. Please refer to www.lincolnelectric.com for any updated information.

